

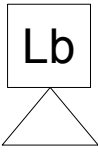
Fine5

TRISOLDE

Stage and Audience


Backstage Loudspeaker

(channel 5)

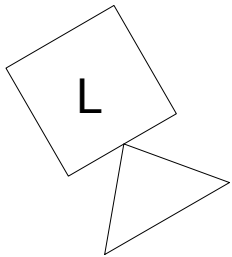


Backstage Loudspeaker

(channel 6)

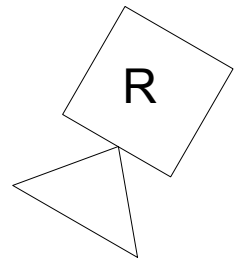


STAGE



Loudspeaker
Left (channel 1)

Mac Mini 2,
Bitalino, sensors

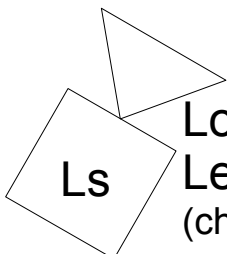


Loudspeaker
(channel 2) Right

WebCam
hanging from ceiling

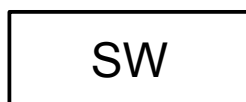
Audience Area

Control Desk
MacBook Pro, Mac Mini 1,
Computer Monitor, MIDI-Controller

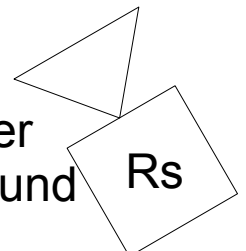


Loudspeaker
Left Surround
(channel 3)

Subwoofer
(channel 7)

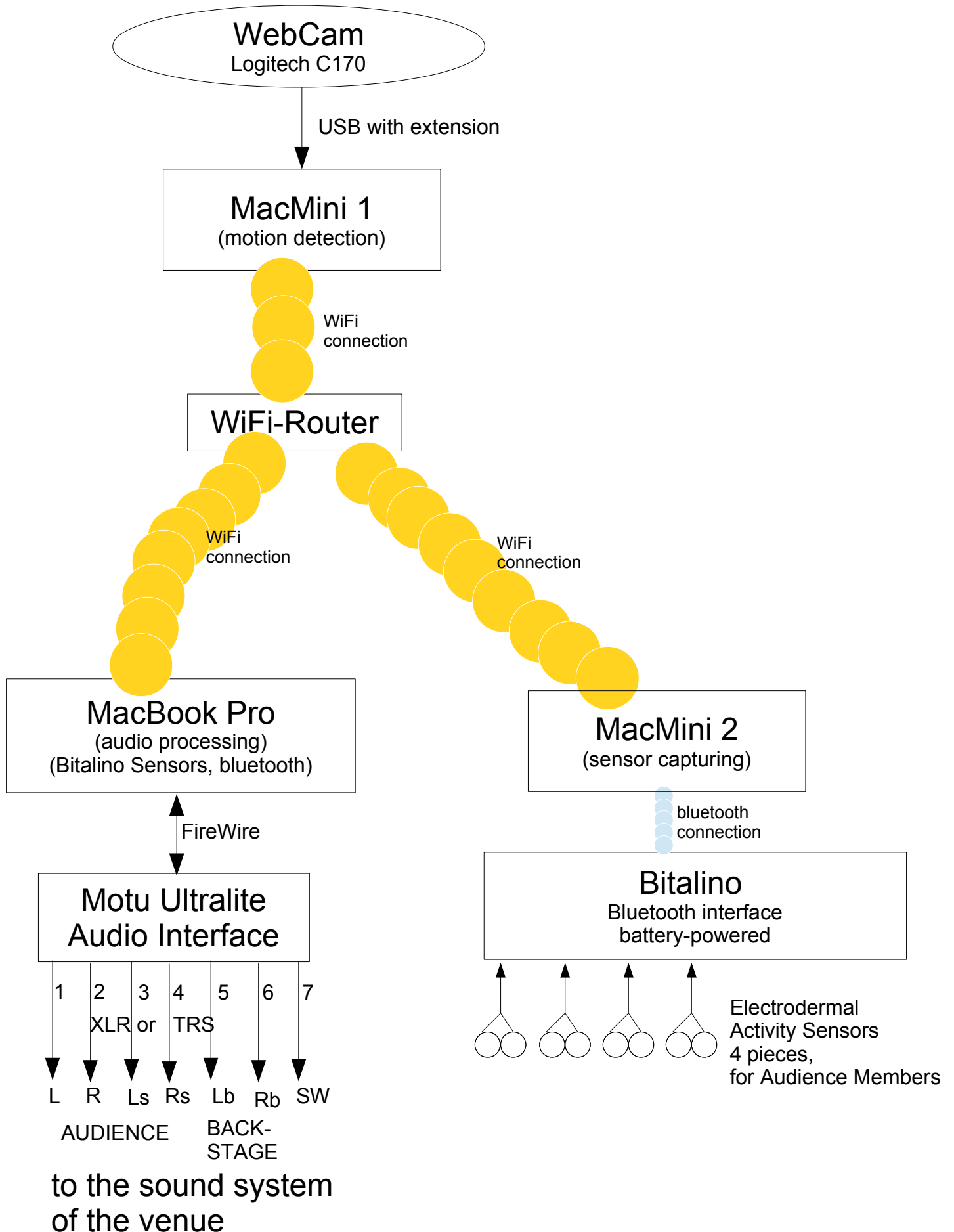


Loudspeaker
Right Surround
(channel 4)



TRISOLDE

Block Diagram for Sensors and Audio



TRISOLDE

Technical Rider:

Technical Devices from the Venue

- 6 Loudspeakers at all
(4 loudspeakers around the audience, 2 loudspeakers backstage)
- 1 Subwoofer

Loudspeakers might be active or passive with amplifiers

No Mixing Desk needed, all audio signals coming direct from Motu Ultralite Audio Interface, which is connected with a MacBook Pro. MacBook Pro and Motu Ultralite Audio Interface we bring with us.

- Audio Cables (XLR, speakon,...) as much as the loudspeakers can be reached at the appropriate places (see Stage and Audio drawing)
- Power Cables for the loudspeakers and for the computers and periphery devices (e.g. Computer Monitor, MIDI-Controller), also at least 8 power sockets at the Control Desk, and power connection to the first row of the audience for the Mac Mini 2

All other devices (Computers, Sensors, WebCam, WiFi Router a.s.o.) we will bring with us.